

SPRING 2010 EDITION



KITCHEN SINKS AND TAPS



contents



10



68



32



64



78



42

Designer Packs	04
Why choose Astracast?	05
Materials and Care	06
Colours & accessories to complement your kitchen	07

STAINLESS STEEL

Profile	08
Vantage	10
Bistro	12
Olympus	14
Steel Belfast	16
Lausanne	18
Echo	20
Korona	22
Montreux	24
Topaz	26
Alto	28
Orb and Vida Tap	31

GRANITE ROK® COMPOSITE

Ellipse	32
Geo	34
Helix	36
Lausanne & Vector	38
Korona	40
Cascade	42
Vortex	44

CERAMIC

Essenza / Onesto	46
Geo Ceramic	48
Jersey / Equinox	50
Edinburgh / Aquitaine	52
Belfast / Butler Drainer	54
Canterbury / Sudbury	56

UNDERMOUNTED

Edge – Steel	58
Echo – Steel	60
Onyx – Steel	62
Opal – Steel	66
Lincoln – Ceramic	68
Lincoln 1.5 – Ceramic	71
Vero – Ceramic	72

TAPS

Taps to complement your kitchen	76
Stainless Steel	77
Contemporary	78
Professional	81
Contemporary/Classic	82
Classic/Traditional	83
Colour Match Range	84

SPRINGFLOW® TAPS	85
------------------	----

SINK SPECIFICATIONS	87
---------------------	----

Available through participating Retailers and Distributors



designer packs

Choosing the right Kitchen Sink and Tap can create a statement and focal point in any kitchen. The Designer Pack Collection provides more ways to personalise the kitchen area.

Choose from a wide range of Sink and Tap combinations along with complementary bespoke accessories. To customise your kitchen sink and tap choose any FEATURE SINK PACK (Sink & Bespoke Accessories). Add your choice of any FEATURE TAP to provide the finishing touch to create your bespoke DESIGNER PACK (Sink, Tap and Bespoke Accessories).



feature sink packs

Throughout our brochure please look out for the Feature Sink icon – this indicates a sink is available with a customised accessory pack

SINK + ACCESSORY PACK = FEATURE SINK PACK
UP TO 20% DISCOUNT*




feature taps

Throughout our brochure please look out for the Feature Tap icon – when purchased alongside a FEATURE SINK PACK a further saving is applicable.

FEATURE SINK PACK + FEATURE TAP = DESIGNER PACK
UP TO A FURTHER 10% DISCOUNT*

example:



why choose Astracast?

Astracast is recognised as a market leader in the manufacture of kitchen sinks, taps and accessories and have been manufacturing stainless steel and composite sinks for 26 years.

INNOVATION, DESIGN AND PERFORMANCE ARE OUR TRADEMARK FEATURES

In order to sustain our position as market leader, we continuously strive to develop products and solutions that lead the field.

With our industry leading team of designers, engineers and craftsmen we inspire and innovate, creating stunning visual and practical solutions for today's homes.

HIGHEST QUALITY

Regardless of the material and model, you can be assured of the highest quality. Our commitment to design and investment in manufacturing has been acknowledged with the award of ISO9001:2000. This international standard reflects high levels of design, development, manufacture and

quality assurance, guaranteeing consistent high standards throughout the entire range.

ASTRACAST GUARANTEE

All Astracast sinks have a comprehensive guarantee which covers the sink against the unlikely event of any material or manufacturing defect. This guarantee is just one part of Astracast's commitment to total quality, assuring you that your Astracast sink will give you the highest level of performance and lasting good looks for years to come.

IMPORTANT: Our obligation under the guarantee is to the original purchaser only – and may not be transferred.



NEW pop-up covered waste system

A brand new patented* innovation that will change the look of your sink!

Improve the look of your sink with a covered pop-up waste!

The NEW pop-up covered waste system provides a more contemporary alternative to traditional designs. It has a stainless steel canopy which incorporates an easy-to-use push-up/down mechanism. The internal soft basket membrane is hygienic and easier to clean than standard wastes. The waste system can be fitted to any sink with a standard 90mm aperture.

* Pending in Europe and US.



Ellipse Sink with Pop-up Waste



To order:
Pop-up Waste

Code:
WK0525

ONLY £15.00*

*17.5% VAT

* Based on full RRP for separate items.

materials and care

A wide range of material choice

ROK® Metallic is a unique granite material whereby metallic effect particles are added during the manufacturing process. The resulting sink has striking good looks and complements contemporary kitchen environments. Available in three colours with all the material benefits of ROK®.



Granite ROK® sinks are made from the most advanced material used in the manufacture of kitchen sinks. They are designed to combine hard-working performance with stunning good looks and natural textures of granite. With real quartz silica particles and a textured appearance ROK® sinks are available in a variety of natural colours.



Stainless Steel 18/10 sinks offer long lasting corrosion resistance and will withstand all common household acids and detergents. Our range features three stunning finishes, Classic Polished Steel, Linen – with its textured surface that offers stunning looks and durability and Brushed Steel – designed to complement modern appliance finishes.



Ceramic Sinks are individually hand-crafted and finished in fireclay. Cool and silky to touch, they have a hard non-porous surface giving excellent resistance to all commonly used chemicals and detergents and are extremely resistant to heat.



Lincoln Round Bowl with Voyager Tap



Geo 1.5 Bowl with Viceroy Tap

Resistance to...



ALL ASTRACAST GRANITE SINKS ARE DESIGNED TO OFFER ULTIMATE MATERIAL PERFORMANCE, YET ARE EASY TO CLEAN AND ARE RESISTANT TO NEARLY ALL HOUSEHOLD CHEMICALS

Resistance to Thermal Shock

Exposure to extreme variations in temperature can sometimes have an adverse effect on the durability of the sink. Astracast sinks are designed and tested to withstand repeated cycles of hot and cold liquids without effect.



Impact and Scratch Resistant

Astracast sinks are designed to resist everyday knocks and bumps in the most hectic kitchen, without chipping or marking. This ensures that the finish of the sink and the cleaning benefits that go with it remain for the products life span.



Resistance to Chemicals

Astracast's materials innovative, molecular, structure ensures that all sinks are resistant to most commonly used household chemicals.



Resistance to Stains

The low material porosity denies staining agents the opportunity to penetrate the surface. Even the worst stains such as red wine and beetroot are easily wiped away with a cloth.



Water and Light Resistance

Astracast's materials are screened by world renowned colour laboratories – to ensure that Astracast sinks will not discolour in direct sunlight or water whiten over time.



colours and accessories to complement your kitchen...

Finishes and Colours

Stainless Steel



ROK® Metallic



Granite ROK®



Ceramic



To ensure the sink co-ordinates perfectly with your kitchen, contact Astracast on: **01274 475 168** or email: samples@astracast.co.uk and request up to two **FREE** colour granite samples manufactured from the material. Or for information about our accessories contact Astracast on 01274 475 166.

ASTRACAST® DIRECT

Order your accessories online at:
www.astracastdirect.co.uk



Steel Belfast Sink

Waste Disposal Units

Our waste disposal units provide a quick, clean and environmentally friendly method for the disposal of food and kitchen waste. Powerful concealed grinding rings are housed well away from reach and all waste is ground into fine particles for efficient disposal into the drainage system. Models are BEAB approved and are easy to install.




To order: Turbo 100 Code: WD0001
Turbo 200 Code: WD0002

Sink Accessories



Grids and Drainers

Wooden Chopping Boards and Colanders



Glass Chopping Boards

Many of our sinks have a wide range of useful and practical sink accessories which help turn your sink into a work centre, ideal for the hygienic preparation of food. **Please refer to the Technical Specifications at the rear of this brochure for full details of the accessories available.**

CUSTOMER SERVICE

Our customer care staff are happy to help with any enquiries you may have about our products.

Contact us on:

Tel: 01274 475 160 | Fax: 01274 475 175

or alternatively email your enquiry stating your contact telephone details to:

Brochures brochures@astracast.co.uk
Colour samples samples@astracast.co.uk
Marketing marketing@astracast.co.uk
Sales sales@astracast.co.uk

profile

The Profile sink is available in 1.0 and 1.5 bowl variants and left or right-handed versions – with a premium brushed steel finish. With its chamfered edges and unique concealed wastes and overflows, the Profile adds a focal point to any modern kitchen design.

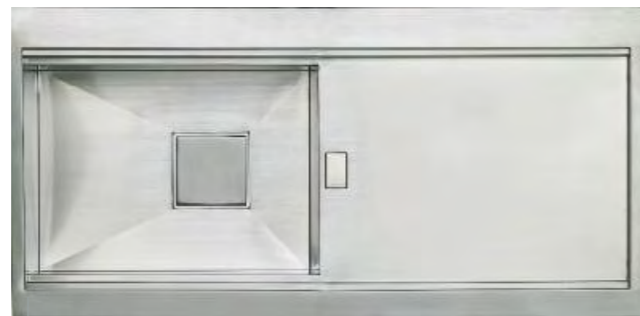
Features

- » Unique chamfered edge design to the front and back of the sink enables the sink to complement current appliance trends
- » Covered wastes and overflows
- » Enclosed drainer with its own overflow, make the sink a practical working area
- » Complementary range of accessories available
- » Both sinks fit in a 600mm base unit.



Profile 1.5 (RHD) Bowl with Planar Tap

available in brushed steel



Left or right handed drainer

PROFILE 1.0 BOWL

OPTIONAL Accessory Packs


sink finish available



Brushed



DRAINER/DEFROSTING TRAY



GLASS CHOPPING BOARD



COLANDER

THE PROFILE SINK IS A UNIQUE ULTRA-MODERN DESIGN INCORPORATING THE LATEST IN SINK INNOVATION



Profile 1.5 Bowl (RHD) and accessories with Planar Tap

*PLEASE NOTE:

Due to the chamfered frame design the Profile Sink **CAN ONLY BE FITTED** with either the Planar Tap (TP0774) or the Indus Tap (TP0773)

UNIQUE CHAMFERED EDGE DESIGN




Planar Tap (brushed)



Indus Tap (brushed)

PROFILE 1.5 BOWL



Left or Right handed drainer



WITH ITS CHAMFERED EDGES AND UNIQUE CONCEALED WASTES AND OVERFLOWS THE PROFILE ADDS A FOCAL POINT TO ANY MODERN KITCHEN DESIGN

vantage

The Vantage sink is available in 1.0 and 1.5 bowl variants and left or right-handed versions – with a premium brushed finish. With its unique integrated covered pop-up waste and matching covered overflow, the Vantage creates a stylish statement in any modern kitchen.

Features

- » Integral covered pop-up waste with easy-to-use push-up/down mechanism
- » Matching circular waste and overflow
- » Brushed Steel finish
- » Bowl grid included
- » Mahogany chopping board available
- » Both sinks fit in a 600mm base unit.



Vantage 1.0 Bowl with Waterloo Tap

available in brushed steel



Left or right handed drainer

VANTAGE 1.0 BOWL

OPTIONAL Accessories


sink finish available



Brushed



MAHOGANY
CHOPPING BOARD



1.0B GRID (included)



1.5B GRID (included)



Vantage 1.5 Bowl with Varon Tap



Left or right handed drainer

VANTAGE 1.5 BOWL



WITH ITS UNIQUE INTEGRATED COVERED POP-UP WASTE AND MATCHING COVERED OVERFLOW, THE VANTAGE CREATES A STYLISH STATEMENT IN ANY MODERN KITCHEN.



INTERGRATED POP-UP WASTE



COVERED OVERFLOW



FLUSH FIT PROFILE

bistro

The Bistro sink is available in 1.0 bowl and 1.5 bowl, left or right handed variants with a Premium Brushed Steel finish. Offering tightly radiused corners and sleek clean contours it makes the Bistro the perfect accompaniment to any modern kitchen environment.

Features

- » Gives the stainless steel bespoke look for a realistic and reasonable price
- » Solid sturdy tap deck – ideal for mounting large focal tap designs
- » Comes with a range of complementary accessories making it an ideal food preparation area
- » 620mm deep sink which is designed to complement oversized appliances and act as a centre-piece to any kitchen
- » Sits on a 1000mm base unit.

THE BISTRO RANGE OF SIT-ON SINKS COMBINES MODERN DESIGN WITH FUNCTIONAL PRACTICALITY



Bistro 1.0 Bowl (RHD) with Axial Tower Tap

available in brushed steel



Left or right handed drainer



BISTRO 1.0 BOWL


INCLUDED Accessories

sink finish available



Brushed

SINK ONLY SUITABLE ON
30mm AND 40mm WORKTOPS



GRID



GLASS
CHOPPING BOARD



DEMI DRAINER
(1.5 BOWL ONLY)



Bistro 1.5 Bowl (RHD) and accessories with Indus Tap

BISTRO



BISTRO 1.5 BOWL

Left or right handed drainer



WITH A 30MM WORKTOP
(SINK SITS PROUD)



WITH A 40MM WORKTOP
(SINK AND WORKTOP ARE FLUSH)



THE BISTRO IS MANUFACTURED USING PREMIUM 1.2MM THICK STAINLESS STEEL. THIS IS MUCH THICKER THAN STANDARD STEEL AND RESULTS IN A PRODUCT THAT IS BOTH INNOVATIVE AND EXTREMELY DURABLE

STAINLESS STEEL
INSET – FEATURE SINK

olympus

THE OLYMPUS BENEFITS FROM A GENEROUS BOWL,
DESIGNED TO ACCOMMODATE OVERSIZED ITEMS
SUCH AS GRILL PANS AND ROASTING TRAYS

The generous Olympus bowl with its modern and ergonomic design, benefits from three exclusive accessory packs which can be integrated into the bowl creating an ingenious food preparation station.

Features

- » Large sized bowl which allows for oversized items such as, grill pans and roasting trays
- » Sinks come with a range of dedicated complementary accessories
- Pack A: contains a large steel bowl with waste and drainer
- Pack B: contains a steel round bowl, colander, wood chopping board and glass food preparation board
- Pack C: contains a draining tray and cutlery basket
- » Comes with Pack A as standard
- » Ideal for utility room installations
- » Sink sits in a 800mm base unit.



Olympus 1.0 Bowl with Viceroy Tap

available in polished steel



FS FEATURE SINK
Feature Sink

OLYMPUS 1.0 BOWL

OPTIONAL Accessories

sink finish available
Polished



PACK A
(SUPPLIED AS STANDARD)

PACK B

PACK C



Olympus 1.0 Bowl and Pack B with Viceroy Tap



OLYMPUS 1.0 BOWL

» MODERN AND ERGONOMIC, THE DESIGN BENEFITS FROM THREE EXCLUSIVE ACCESSORY PACKS WHICH CAN BE INTEGRATED INTO THE BOWL CREATING AN INGENIOUS FOOD PREPARATION STATION



Steel Belfast sink

steel belfast

The Steel Belfast is manufactured from Premium 1.2mm Stainless Steel, and comes complete with a grid – creating a modern Belfast sink suited to most kitchen environments.

Features

- » A neutral design that can fit into any kitchen setting
- » Blends the contemporary with the traditional
- » Offsets bold or dark coloured worktops
- » Easy-clean with radiused corners
- » Complementary accessory pack available – transforms the sink into a real workcentre
- » Ideal for sympathetic renovations

Best fitted with perimeter clear to facilitate use of optional accessories.



(SUITABLE FOR GRANITE AND SOLID SURFACES WORKTOPS ONLY).

STEEL BELFAST

OPTIONAL Accessories

sink finish available



Brushed



DEMI DRAINER



GLASS CHOPPING BOARD



GRID (Included)



Steel Belfast sink with Jordan Tap

available in brushed steel



lausanne

THE LAUSANNE RANGE OFFERS SLEEK CONTINENTAL STYLING AND SOPHISTICATED CONTEMPORARY DESIGN

The Lausanne is available in 1.0 and 1.5 bowl variants and in left or right handed versions.

All sinks are available in Polished Steel.


Features

- » All models offer our unique Aquature™ drainer waste, which allows liquids to be drained quickly and efficiently even when other bowls are in use
- » Flexible sink at home in either a modern or traditional environment
- » Both 1.5 bowl sinks come with a stainless steel colander as standard
- » Complementary range of accessories available
- » The 1.0 bowl fits into a 500mm base unit and the 1.5 bowl fits into a 600mm.



Lausanne 1.0 Bowl (RHD) with V Form Tap

available in polished steel



Left or right handed drainer



LAUSANNE 1.0 BOWL

OPTIONAL Accessories

sink finish available



Polished

1.0 BOWL



BASKET




GRID

1.5 BOWL



COLANDER
(included with 1.5 Bowl)



GRID



BASKET



GLASS
CHOPPING BOARD



Lausanne 1.5 Bowl (LHD) with Ariel Tap

UNIQUE
AQUATURE™ SYSTEM



Sink comes with a
COLANDER
(for 1.5 Bowl only)

Left or right handed drainer

LAUSANNE 1.5 BOWL



BOTH LAUSANNE MODELS OFFER OUR UNIQUE AQUATURE™ DRAINER WASTE WHICH ALLOWS LIQUIDS TO BE DRAINED QUICKLY AND EFFICIENTLY EVEN WHEN THE OTHER BOWLS ARE IN USE

echo

The Echo range of inset Stainless Steel sinks have been designed to complement the modern kitchen environment. Both 1.0 and 1.5 bowl variants feature large main bowls for washing and soaking of large cookware items. An off-centre tap deck location maximises the working area on the Echo for more efficient food preparation.

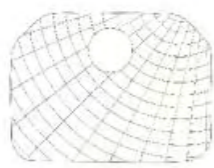
Features

- » Off-centre tap deck location maximises the working area
- » 1.5 bowl has the half bowl offset to the left or right, making it more practical and also giving it a unique look
- » Single bowl sink has a large main bowl
- » Both sinks have a stylish range of accessories available
- » Both sinks feature our unique Aquature™ drainer waste allowing liquids to be drained quickly and efficiently even when the main bowls are in use
- » Both sinks sit in a 600mm base unit.

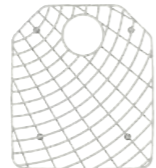


ECHO 1.0 BOWL

OPTIONAL Accessories



GRID FOR 1.0 BOWL ONLY



GRID FOR 1.5 BOWL ONLY



GLASS CHOPPING BOARD



COLANDER WITH FRAME (for 1.0 Bowl only)



COLANDER (for 1.5 Bowl only)




Echo 1.0 Bowl (RHD) with Vanguard Tap

available in brushed steel



Left or right handed drainer



ECHO 1.5 BOWL

Left or right handed drainer



Echo 1.0 Bowl (RHD) and accessories with Vanguard Tap



UNIQUE
AQUATURE™ SYSTEM



BOTH ECHO MODELS OFFER OUR UNIQUE AQUATURE™ DRAINER WASTE WHICH ALLOWS LIQUIDS TO BE DRAINED QUICKLY EVEN WHEN THE OTHER BOWLS ARE IN USE

STAINLESS STEEL
INSET

korona

The Korona is available in two distinctive models, each with the modern fan effect drainer design. Each model benefits from the recessed drainer to keep spills to a minimum and all are reversible to accommodate a left or right handed requirement.

Features

- » 1.0 bowl has a super large bowl; ideal for washing woks, grill pans and other large items
- » 1.5 bowl version offers the flexibility of a half bowl; ideal for washing or rinsing vegetables
- » Modern minimalist design with squared bowls
- » At home in either a modern or classic kitchen environment
- » Both the 1.0 and 1.5 bowl sinks sit in a 600mm base unit

THE KORONA OFFERS A DISTINCTIVE YET MINIMALISTIC DESIGN WITH MODERN FAN EFFECT



Korona 1.0 Bowl with Agena Tap

available in polished steel



Reversible



Korona 1.5 Bowl with Ariel Tap



Reversible

KORONA 1.0 BOWL

OPTIONAL Accessories


sink finish available



Polished



GRID 1.0 Bowl



GRID 1.5 Bowl



CHOPPING BOARD



COLANDER

KORONA 1.5 BOWL

- » EACH MODEL ALSO HAS A RECESSED DRAINER TO KEEP SPILLS TO A MINIMUM AND ALL ARE REVERSIBLE TO ACCOMMODATE A LEFT OR RIGHT HANDED REQUIREMENT

KORONA

STAINLESS STEEL
INSET – FEATURE SINK

montreux

The Montreux range is available in our stunning Brushed Steel finish and has two distinctive models. Both have an elegant linear drainer pattern and our unique Aquature™ waste system as standard.

Features

- » A modern design that can complement any kitchen setting
- » Double edged profile and recessed drainers minimise spills and give the sink a contemporary feel
- » The 1.5 bowl version comes with a stainless steel colander as standard
- » Complementary range of accessories available
- » Minimum base unit 1.0B: 500mm
Minimum base unit 1.5B: 600mm



Montreux 1.0 Bowl with Shannon Tap

available in brushed steel



Drainer Tray included

Reversible



MONTREUX 1.0 BOWL

OPTIONAL Accessories

sink finish available



Brushed



GRID 1.0/1.5 Bowl



CHOPPING BOARD



COLANDER
(Included with the 1.5 Bowl)



Montreux 1.5 Bowl with Orinoco Tap

UNIQUE
AQUATURE™ SYSTEM



Sink comes with
a COLANDER
(1.5 Bowl only)

Reversible

MONTREUX 1.5 BOWL

- » THE MONTREUX IS A TRULY FLEXIBLE SINK, COMBINING MODERN DESIGN WITH KITCHEN PRACTICALITY

topaz

The Topaz sink is a designer product at an affordable price – it boasts a contemporary linear design which is clean and distinctive. Available in 1.0 and 1.5 bowl variants.

Features

- » A designer product at an affordable price
- » Contemporary design with linear drainer
- » Tapered tap deck and drainer ribs
- » Polished finish
- » Minimum base unit 1.0B: 500mm
- » Minimum base unit 1.5B: 600mm



Topaz 1.0 Bowl with Izar Tap

available in polished steel



Reversible



TOPAZ 1.0 BOWL

OPTIONAL Accessory Pack

sink finish available



Polished



BASKET DRAINER



DRAINER



CHOPPING BOARD



COLANDER
(1.5 Bowl only)



Topaz 1.5 Bowl with Indus Tap



Reversible

TOPAZ 1.5 BOWL

- » THE TOPAZ SINK IS A DESIGNER PRODUCT AT AN AFFORDABLE PRICE – IT BOASTS A CONTEMPORARY LINEAR DESIGN WHICH IS CLEAN AND DISTINCTIVE



Alto 1.0 Bowl with Targa Tap

alto

The Alto is available in our stunning Brushed Steel finish, which complements modern appliances, and our contemporary Linen finish for a textured matt effect which hides scratches and other marks more effectively.

Features

- » The Alto Linen finish is unique in that both the drainer and bowl are textured therefore giving a uniform look over the entire sink, and protecting the most heavily used sink areas
- » The 1.0 bowl versions offer our unique Aquature™ drainer waste which allows liquids to be drained quickly and efficiently even when other bowls are in use
- » Complementary range of accessories available
- » The 1.0 bowl sits in a 500mm base unit, and the 1.5 bowl sits in a 600mm base unit.



UNIQUE
AQUATURE™
SYSTEM

THE ALTO SINK OFFERS A MODERN DESIGN
IN A BRUSHED OR UNIQUE LINEN FINISH



Alto 1.5 Bowl with Targa Tap

available in linen and brushed steel

Linen finish



ALTO 1.0 BOWL

Reversible



ALTO 1.5 BOWL

Reversible

OPTIONAL Accessories

sink finishes available

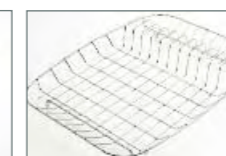


Linen

Brushed



BASKET DRAINER



DRAINER



CHOPPING BOARD



COLANDER
(1.5 Bowl only)



Profile 1.5 Bowl (RHD) with Planar Tap

orb bowl & vida tap

The Orb conical round bowl is an ideal secondary sink option, providing an additional solution for the user as a drinking station and / or for food preparation.

Features – Orb Bowl

- » Contemporary round bowl design
- » One-Touch Push pop-up waste
- » Can be used with granite and solid work surfaces (undermounted) or with laminate work surfaces (inset)
- » Brushed Stainless Steel finish
- » Sinks fits into a 400mm base unit

Features – Vida Tap

- » Minimalist design
- » Matching solid Brushed Steel finish
- » Quarter Turn movement
- » Easy-to-use lever handle
- » Springflow® Filtered Water
- » Swan Neck Spout / Easy Swivel

AN IDEAL COMBINATION TO PROVIDE A DESIGNATED FILTERED WATER DRINKING STATION, PERFECT FOR WASHING FOODSTUFFS WITH FRESH FILTERED WATER



Orb Sink with Vida Springflow® Tap

available in brushed steel



N.B. Cold filtered water only

ORB SINK & VIDA TAP

sink & tap finish available



Brushed



ellipse

The ellipse sink is arguably the most contemporary designed sink available – as the name suggests the bowl is elliptical in shape, which provides both a distinctive designer look and offers an alternative to more prevalent linear designs.

Features

- » Soft curved edges with oval styling, create a unique and lasting impression
- » Unique concealed waste and overflow complement the overall contemporary look
- » The Ellipse tap provides the finishing touch
- » Minimum base unit: 600mm

SMOOTH AND ELLIPTICAL – MINIMALIST AND UNCLUTTERED IN DESIGN, AN IDEAL MATCH FOR CONTEMPORARY KITCHENS



Ellipse 1.0 Bowl (RHD) in Sahara Beige with Ellipse Tap

available in ROK® Metallic & ROK® Granite



Left or right handed drainer


ROK
METALLIC
ROK
GRANITE

ELLIPSE 1.0 BOWL

colours available in ROK® Metallic



colour available in Granite ROK®



→ *PLEASE NOTE:
Due to the Elliptical design
WE RECOMMEND
the Ellipse sink is fitted
with the Ellipse Tap (TP0779) or
the Ellipse Pull-Out Tap (TP0780)



Ellipse Tap (TP0779)

Ellipse Pull-Out Tap (TP0780)



Ellipse 1.0 Bowl (RHD) in Opal White with Ellipse Tap



Left or right handed drainer

ELLIPSE 1.0 BOWL



SOFT CURVED EDGES WITH OVAL STYLING, CREATE A UNIQUE AND LASTING IMPRESSION

geo

GEOMETRIC LINES AND SMOOTH CONTOURS MAKE THE GEO ONE OF THE MOST CONTEMPORARY STYLED SINKS ON THE MARKET TODAY

Clean, geometric lines and smooth contours make the Geo a defining statement in design and function. The reversible 1.0 bowl and left or right handed 1.5 bowl variants are available in our superior ROK® Metallic Granite material complementing modern kitchen appliances, worktop and unit finishes.

Features

- » Unique square wastes complement the overall contemporary look of the product
- » Combination of geometric lines and smooth curves give this product a unique contemporary look
- » Both sinks have a range of dedicated complementary accessories available
- » The sliding glass chopping board and steel colander make this sink an ideal food preparation area
- » Both sinks sit in a 600mm base unit.



Geo 1.0 Bowl (LHD) in Sahara Beige with Viceroy Tap

available in ROK® Metallic & ROK® Granite



Reversible

ROK
METALLIC
ROK
GRANITE



FEATURE SINK
(Volcano Black / Sahara Beige / Chocolate Metallic)

GEO 1.0 BOWL

OPTIONAL Accessories Pack

colours available in ROK® Metallic



colour available in Granite ROK®



GRID



GLASS CHOPPING BOARD



COLANDER



Geo 1.5 Bowl (RHD) in Chocolate Metallic with Viceroy Tap



Left or right handed drainer

GEO 1.5 BOWL

- » SQUARE WASTES, POP-UP AND OVERFLOW COMBINED WITH INGENUOUS ACCESSORISATION MAKE THE GEO A DEFINING STATEMENT IN DESIGN AND FUNCTION

helix

Minimalist and uncluttered in design, an ideal match for contemporary kitchens or to give classic designs a modern feel. Available with a stunning range of bespoke accessories to match.

Features

- » Unique square pop-up wastes complement the overall contemporary look
- » Large and spacious main bowl
- » Offset half bowl maximises the working area
- » Minimum base unit: 600mm

A CLEAN MINIMAL DESIGN WITH CONTEMPORARY LINEAR EDGES, THE HELIX IS THE PERFECT SINK FOR THE MODERN KITCHEN



Helix 1.5 Bowl in Volcano Black with Vanquish Tap

available in ROK® Metallic & ROK® Granite



Helix 1.0 Bowl in Chocolate Metallic with Vanquish Tap



FEATURE SINK
(Volcano Black / Sahara Beige / Chocolate Metallic)



Reversible

ROK
METALLIC
GRANITE
ROK



Reversible

HELIX 1.0 BOWL

OPTIONAL Accessories

colours available in ROK® Metallic



colour available in Granite ROK®



GRID



GLASS
CHOPPING BOARD



COLANDER



MINIMALIST AND UNCLUTTERED IN DESIGN, AN IDEAL MATCH FOR CONTEMPORARY KITCHENS

lausanne & vector

The Lausanne sink is available in 1.0 and 1.5 bowl variants and in left or right handed versions. Also available is the unique Vector sink, which is for use in corner situations and on island units. The Lausanne is available in ROK® Metallic and Vector is available in ROK® Metallic or Granite ROK®.

Features – Lausanne

- » Classic timeless granite sink at home in any kitchen setting
- » The large drainer on both sinks come with our Aquature™ design allowing liquids to be drained quickly and efficiently even when the main bowls are in use
- » The 1.5 bowl comes with a stainless steel colander as standard
- » Complementary range of accessories available.


Features – Vector

- » For use in corner situations and on island units
- » Recessed drainer to minimise spillages
- » The smaller half bowl helps create maximum effectiveness out of a minimum space.


LAUSANNE 1.0 BOWL

OPTIONAL Accessories

colours available ROK® Metallic



colours available Granite ROK® (Vector only)



1.0 BOWL



BASKET



GRID

1.5 BOWL



COLANDER
(Included with 1.5 Bowl)



GRID



BASKET
(Also for Vector 1.5 Bowl)



GLASS
CHOPPING BOARD



Lausanne 1.0 Bowl (RHD) with Professional Colour Match Tap

available in ROK® Metallic




Left or right handed drainer



CONTINENTAL STYLING, PRACTICAL DESIGN FEATURES AND A RANGE OF DELUXE ACCESSORIES COMBINE TO CREATE A FULLY FUNCTIONAL FOOD PREPARATION AREA



Lausanne 1.5 Bowl (RHD) and colander with Ariel Colour Match Tap



UNIQUE
AQUATURE™ SYSTEM



LAUSANNE 1.5 BOWL

Left or right handed drainer

available in ROK® Metallic & ROK® Granite



VECTOR 1.5 BOWL

Non reversible
– LHD only

» BOTH MODELS OFFER RECESSED DRAINER AND OUR UNIQUE AQUATURE™ DRAINER WASTE, ALLOWING LIQUIDS TO BE DRAINED QUICKLY AND EFFICIENTLY EVEN WHEN THE MAIN BOWLS ARE IN USE

Lausanne is available in ROK® Metallic only.

Vector is available in both ROK® Metallic and Granite ROK®

korona

The Korona offers practical and modern good looks with optional accessories that transform the range into true kitchen workcentres.

Features

- » The Korona 1.0 bowl has one of the largest bowls available with a huge capacity
- » Unique 'crown effect' drainer
- » Deep recessed drainer minimises spills
- » Both the 1.0 and 1.5 bowl sinks sit in a 600mm base unit
- » The 1.0 bowl has a large bowl ideal for washing larger items in the kitchen
- » Classic design at home in any kitchen environment.

THE KORONA IS BOTH PRACTICAL AND STYLISH WITH A SLEEK RANGE OF ACCESSORIES TO CATER FOR ALL YOUR FOOD PREPARATION NEEDS



Korona 1.0 Bowl and accessories with Ariel Tap

available in ROK® Metallic & ROK® Granite



FEATURE SINK
(Volcano Black / Island Sand)




Reversible




KORONA 1.0 BOWL

OPTIONAL Accessories

colours available ROK® Metallic



colours available Granite ROK®



2-PIECE MAHOGANY CHOPPING BOARD FOR 1.0 BOWL



GLASS CHOPPING BOARD



COLANDER



1-PIECE MAHOGANY CHOPPING BOARD FOR 1.5 BOWL



Korona 1.0 Bowl and accessories with Ariel Tap



KORONA 1.5 BOWL

Reversible



KORONA 2.0 BOWL

Reversible



THE KORONA SINK HAS A FULLY RECESSED DRAINER HAS A UNIQUE 'CROWN EFFECT' PATTERN WITH A PRONOUNCED LIP AROUND THE ENTIRE SINK TO ELIMINATE RUN OFF

cascade

The Cascades neat design is ideal for today's compact living. The cleverly designed accessory pack turns the compact Cascade in to a workstation for food preparation. Available in either ROK® Metallic Volcano Black, Chocolate Metallic or ROK® Sahara Beige.

Features

- » Ideal where space is at a premium
- » Complements space saving appliances
- » Bespoke accessory pack available
- » Minimum Base Unit 450mm

THE CASCADE SINK IS A COMPACT CONTEMPORARY DESIGN WITH SOFT ORGANIC CONTOURS



Cascade 1.0 Bowl in Chocolate Metallic with Ariel Tap

available in ROK® Metallic & ROK® Granite




Reversible

ROK®
METALLIC
ROK®
GRANITE

CASCADE 1.0 BOWL

OPTIONAL Accessories

colours available ROK® Metallic



colours available Granite ROK®




Sahara Beige



GLASS CHOPPING BOARD/STEEL COLANDER/BEECH CHOPPING BOARD



Cascade 1.0 Bowl in Volcano Black with Ariel Tap



CASCADE 1.0 BOWL

Reversible



Reversible



THE CLEVERLY DESIGNED ACCESSORY PACK TURNS THE COMPACT CASCADE IN TO A WORKSTATION FOR FOOD PREPARATION

vortex

The Vortex sink and drainer are contemporary designs which offer great space-saving where worktop space is limited, the bowl together with drainer are an attractive alternative to the more prevalent linear designs.

Features

- » Round, space-saving styling creates a unique and lasting impression
- » Unique concealed waste and overflow complement the overall contemporary look
- » Suitable for inset or undermounting installations
- » Minimum Base Unit:
Vortex Round Bowl or Drainer
500mm (inset)
600mm (undermount)

Vortex Round Bowl & Drainer
600mm (inset)

A MODERN DISTINCTIVE SPACE-SAVING DESIGN
WHICH CAN EITHER BE INSET OR UNDERMOUNTED



Vortex Round Bowl (Inset) with Ariel Pull-Out Tap

available in ROK® Metallic & ROK® Granite



ROK
METALLIC
ROK
GRANITE

VORTEX ROUND BOWL

colours available in ROK® Metallic



Volcano Black Graphite Grey Chocolate Metallic

colour available in Granite ROK®



Sahara Beige



Vortex Round Bowl and Drainer (Undermounted) with Ariel Tap



VORTEX DRAINER

- » UNIQUE CONCEALED WASTE AND OVERFLOW COMPLEMENT THE OVERALL CONTEMPORARY LOOK